

# ELECTRICAL DESIGN GROUP

ELECTRICAL BUILDING SERVICES CONSULTANTS

P.O. Box 15, SHERWOOD Q. 4075

Phone: (07) 3278 4375 Fax: (07) 3716 0222

Web Site: [www.edg.net.au](http://www.edg.net.au) Email: [brisbane@edg.net.au](mailto:brisbane@edg.net.au)

C2969a - BLUE FIN FISHING CLUB, INALA - ALTERATIONS


C2969a-0002(E).xls

## ELECTRICAL EQUIPMENT SCHEDULE

REVISION E - 18 APRIL 2024

THE LIGHT FITTING SUPPLIER CONTACT DETAILS MAY BE AVAILABLE ON THE EDG WEBSITE VIA THE FOLLOWING LINK  
[www.edg.net.au/Links/Lighting.htm](http://www.edg.net.au/Links/Lighting.htm)

TYPE	LAMPS	DESCRIPTION	COLOUR / ACCESSORY	CATALOGUE No	REV
L1	22W 3000K LED	RECESSED DOWNLIGHT C/W REMOTE DALI DIMMABLE DRIVER	BLACK	GAMMA ILLUMINATION COBALT 1401-3K-22W	B
L2	13W 3000K LED	RECESSED ADJUSTABLE DOWNLIGHT C/W REMOTE DALI DIMMABLE DRIVER	BLACK	GAMMA ILLUMINATION MYLO 1004-VWFL-3K-13W	A
L3	13W 3000K LED	RECESSED DOWNLIGHT C/W REMOTE DALI DIMMABLE DRIVER	BLACK	GAMMA ILLUMINATION RHO 1001-3K-13W	A
L4	13W 3000K LED	RECESSED ADJUSTABLE DOWNLIGHT C/W REMOTE DALI DIMMABLE DRIVER	WHITE	GAMMA ILLUMINATION MYLO 1004-VWFL-3K-13W	A
L5	22W 3000K LED	RECESSED DOWNLIGHT C/W REMOTE DALI DIMMABLE DRIVER	WHITE	GAMMA ILLUMINATION COBALT 1401-3K-22W	A
L6	13W 3000K LED	RECESSED DOWNLIGHT C/W REMOTE DALI DIMMABLE DRIVER	WHITE	GAMMA ILLUMINATION RHO 1001-3K-13W	A
L7	22W 3000K LED	RECESSED DOWNLIGHT C/W REMOTE DALI DIMMABLE DRIVER	WHITE	GAMMA ILLUMINATION COBALT 1402-3K-22W	A
L8	120W 3000K LED	EXTERNAL ADJUSTABLE FLOOD LIGHT MOUNTED ON THE FACIA AS HIGH AS PRACTICAL C/W DALI DIMMABLE DRIVER.	BLACK	GAMMA ILLUMINATION ALTUS 1696-3K-120W	A
L9	NO LONGER REQUIRED				E
L10	3000K LED	LED STRIP LIGHT MOUNTED IN THE SUSPENDED BULKHEAD AS PER THE ARCHITECTURAL DETAIL PROVIDE THE L10 STRIP WITH A COMMON REMOTE 240-24V POWER SUPPLY AND A DALI DIMMABLE INTERFACE UNIT PER GROUP NOT EXCEEDING 10M OF STRIP	NA	NPA L-NF-GLOW-WWW + POWER SUPPLY & DALI CONTROLLER	C



# ELECTRICAL DESIGN GROUP

ELECTRICAL BUILDING SERVICES CONSULTANTS

P.O. Box 15, SHERWOOD Q. 4075

Phone: (07) 3278 4375 Fax: (07) 3716 0222

Web Site: [www.edg.net.au](http://www.edg.net.au) Email: [brisbane@edg.net.au](mailto:brisbane@edg.net.au)

C2969a - BLUE FIN FISHING CLUB, INALA - ALTERATIONS


C2969a-0002(E).xls

## ELECTRICAL EQUIPMENT SCHEDULE

REVISION E - 18 APRIL 2024

THE LIGHT FITTING SUPPLIER CONTACT DETAILS MAY BE AVAILABLE ON THE EDG WEBSITE VIA THE FOLLOWING LINK  
[www.edg.net.au/Links/Lighting.htm](http://www.edg.net.au/Links/Lighting.htm)

TYPE	LAMPS	DESCRIPTION	COLOUR / ACCESSORY	CATALOGUE No	REV
L11	3000K LED	FLEXIBLE LED ROPE FLEX SCREW FIXED RECESSED IN PLACE WITHIN THE SERVERY COUNTER AS PER THE DETAILED ELEVATION AND THE ARCHITECTURAL DETAIL PROVIDE THE L11 STRIP WITH A COMMON REMOTE 240-24V POWER SUPPLY AND A DALI DIMMABLE INTERFACE UNIT PER GROUP NOT EXCEEDING 10M OF STRIP	WHITE	NPA L-NF-GLOW-WWW + POWER SUPPLY & DALI CONTROLLER	A
L12	3000K LED	LED STRIP LIGHT MOUNTED IN THE PLANTER BASE AS PER THE ARCHITECTURAL DETAIL PROVIDE THE L12 STRIP WITH A COMMON REMOTE 240-24V POWER SUPPLY AND A DALI DIMMABLE INTERFACE UNIT PER GROUP NOT EXCEEDING 10M OF STRIP	NA	NPA L-NF-GLOW-WWW + POWER SUPPLY & DALI CONTROLLER	C
L13	5W 3000K LED	RECESSED DOWNLIGHT LIGHT MOUNTED BETWEEN THE TIMBER BLADES C/W A REMOTE DALI DIMMABLE DRIVER / POWER SUPPLY. IT IS ACCEPTABLE TO SUPPLY MULTIPLE L13 FITTINGS FROM A SINGLE POWER SUPPLY	WHITE	GAMMA ILLUMINATION 83011 CIMI CUSTOM	B
L14	2250 LUMENS/M 4000K LED	2400 LONG ROD SUSPENDED EXTRUSION C/W REMOTE DALI DIMMABLE DRIVER CONFIRM THE SUSPENSION HEIGHT ON SITE WITH THE ARCHITECT.	WHITE	KLIK SYSTEMS KALLI BEAM 80 D	D
L15	13W 3000K LED	RECESSED DOWNLIGHT C/W REMOTE DRIVER SUPPLIED FROM THE LOCAL EXISTING LIGHTING CIRCUIT,	WHITE	GAMMA ILLUMINATION RHO 1001-3K-13W	D
BL	3000K LED	LED MODULES MOUNTED IN THE REAR BAR DISPLAY AS PER THE SPORTS BAR SHELVING DETAIL PROVIDE THE BL MODULES WITH A COMMON REMOTE 240-24V POWER SUPPLY AND A DALI DIMMABLE INTERFACE UNIT	NA	NPA WARM WHITE COR MODULES + POWER SUPPLY & DALI CONTROLLER	C
CL1	3000K LED	CEILING SPHERE C/W REMOTE DALI DIMMABLE DRIVER ALLOW TO INSTALL	WHITE BASE	ALLOW A PC SUM OF \$500.00 PLUS GST FOR THE SUPPLY OF EACH CL1 FITTING	B
PL1A	3000K LED	PENDANT FITTING WITH TWO SPHERES AT DIFFERENT DROP LENGTHS C/W REMOTE DALI DIMMABLE DRIVER ALLOW TO INSTALL	BLACK BASE AND SUSPENSION	ALLOW A PC SUM OF \$1,000.00 PLUS GST FOR THE SUPPLY OF EACH PL1A FITTING	B
PL1B	3000K LED	PENDANT FITTING WITH FOUR SPHERES AT DIFFERENT DROP LENGTHS C/W REMOTE DALI DIMMABLE DRIVER ALLOW TO INSTALL	BLACK BASE AND SUSPENSION	ALLOW A PC SUM OF \$1,800.00 PLUS GST FOR THE SUPPLY OF EACH PL1B FITTING	B
PL1C	3000K LED	PENDANT FITTING WITH THREE SPHERES AT DIFFERENT DROP LENGTHS C/W REMOTE DALI DIMMABLE DRIVER ALLOW TO INSTALL	BLACK BASE AND SUSPENSION	ALLOW A PC SUM OF \$1,400.00 PLUS GST FOR THE SUPPLY OF EACH PL1C FITTING	B



# ELECTRICAL DESIGN GROUP

ELECTRICAL BUILDING SERVICES CONSULTANTS

P.O. Box 15, SHERWOOD Q. 4075

Phone: (07) 3278 4375 Fax: (07) 3716 0222

Web Site: [www.edg.net.au](http://www.edg.net.au) Email: [brisbane@edg.net.au](mailto:brisbane@edg.net.au)

C2969a - BLUE FIN FISHING CLUB, INALA - ALTERATIONS


C2969a-0002(E).xls

## ELECTRICAL EQUIPMENT SCHEDULE

REVISION E - 18 APRIL 2024

THE LIGHT FITTING SUPPLIER CONTACT DETAILS MAY BE AVAILABLE ON THE EDG WEBSITE VIA THE FOLLOWING LINK  
[www.edg.net.au/Links/Lighting.htm](http://www.edg.net.au/Links/Lighting.htm)

TYPE	LAMPS	DESCRIPTION	COLOUR / ACCESSORY	CATALOGUE No	REV
PL1D	3000K LED	PENDANT FITTING WITH TWO SPHERES WITH THE SAME DROP LENGTHS C/W REMOTE DALI DIMMABLE DRIVER ALLOW TO INSTALL	BLACK BASE AND SUSPENSION	ALLOW A PC SUM OF \$1,000.00 PLUS GST FOR THE SUPPLY OF EACH PL1D FITTING	B
PL2A		NO LONGER REQUIRED			E
PL2B		NO LONGER REQUIRED			E
PL2C		NO LONGER REQUIRED			E
PL2D		NO LONGER REQUIRED			E
PL2E		NO LONGER REQUIRED			E
PL2F		NO LONGER REQUIRED			E
PL3	3000K LED	PENDANT ROPE LIGHT CENTRED OVER THE POOL TABLE	NA	SATELITE ENTWINE PENDANT LIGHT	A
WL1	240V 2700K LED 5W	DECORATIVE 250 DIA WALL LIGHT MOUNTED AS PER THE ARCHITECTURAL ELEVATION PROVIDE THE FITTING WITH A OPAL SPHERE LAMP	STORM	LIGHTING COLLECTIVE CERAMIC DISH WALL LIGHT	A
HEATER TYPE 1 (HL1)		1200 LONG LINEAR HEAT LAMP MOUNTED UNDER THE LOWER SERVERY SHELF AS PER THE ARCHITECTURAL DETAIL ALL CABLING IS TO BE CONCEALED	SILVER	ROBAND HQ1200E	A
HEATER TYPE 2 (HL2)		CEILING MOUNTED ADJUSTABLE HEATER C/W CUSTOM SUPPORT / SUSPENSIONS AS REQUIRED	DESIGNER COLOUR ANTIQUE COPPER	HATCO DL-R-R-700 PLUS 100W IR LAMP	A
H3		EXITING EXTERNAL HEATER TO REMAIN PROVIDE THE HEATER WITH A NEW SUPPLY FROM DB-T.			A



# ELECTRICAL DESIGN GROUP

ELECTRICAL BUILDING SERVICES CONSULTANTS

P.O. Box 15, SHERWOOD Q. 4075

Phone: (07) 3278 4375 Fax: (07) 3716 0222

Web Site: [www.edg.net.au](http://www.edg.net.au) Email: [brisbane@edg.net.au](mailto:brisbane@edg.net.au)

C2969a - BLUE FIN FISHING CLUB, INALA - ALTERATIONS


C2969a-0002(E).xls

## ELECTRICAL EQUIPMENT SCHEDULE

REVISION E - 18 APRIL 2024

THE LIGHT FITTING SUPPLIER CONTACT DETAILS MAY BE AVAILABLE ON THE EDG WEBSITE VIA THE FOLLOWING LINK  
[www.edg.net.au/Links/Lighting.htm](http://www.edg.net.au/Links/Lighting.htm)

TYPE	LAMPS	DESCRIPTION	COLOUR / ACCESSORY	CATALOGUE No	REV
H4		EXITING EXTERNAL HEATER TO BE RELOCATED TO THE H5 POSITION			A
H5		RELOCATED EXTERNAL HEATER PROVIDE THE HEATER WITH A NEW SUPPLY FROM DB-T.			A
E1	LED	EMERGENCY LIGHT: RECESSED NON-MAINTAINED EMERGENCY LIGHT. AS2293 CLASSIFICATION C0-D63 - C90-D63.	WHITE UNLESS NOTED AS BLACK (BK)	CLEVERTRONICS LLIFE	B
EX	LED	EXIT LIGHT: MAINTAINED 24M VIEWING DISTANCE EXIT LIGHT C/W DIFFUSERS & DIRECTIONAL ARROWS AS SHOWN. CEILING SURFACE MOUNT OR WALL MOUNT BETWEEN 2100mm & 2700mm AFFL IF THERE IS NO VERTICAL SURFACE TO MOUNT THE FITTING ON WITHIN THIS RANGE CONFIRM THE MOUNTING HEIGHT WITH THE ENGINEER. AS2293 CLASSIFICATION C0-D1.25- C90-D2	BLACK	CLEVERTRONICS LUBPRO-SM	A
MANUAL DALI POT DIMMER / LIGHT SWITCH		DALI POT C/W INTEGRAL 20 DALI DEVICE POWER SUPPLY C/W CIRCUIT IDENTIFICATION ON THE FACEPLATE BEHIND THE SURROUND MOUNTED AT 1000mm AFFL UNLESS NOTED OTHERWISE. FACTOR SET POWER ON RETURN TO LAST LEVEL.	WHITE	SMARTSCAPE DALI RD20 CLIPSAL C2000	D
ONE-WAY LIGHT SWITCH		ONE-WAY LIGHT SWITCH C/W CIRCUIT IDENTIFICATION ON THE FACEPLATE BEHIND THE SURROUND MOUNTED AT 1000mm AFFL UNLESS NOTED OTHERWISE.	WHITE	CLIPSAL C2000 SERIES 30USM	A
SINGLE POWER OUTLET		SINGLE POWER OUTLET C/W CIRCUIT IDENTIFICATION ON THE FACEPLATE BEHIND THE SURROUND MOUNT AT 300mm AFFL U.N.O. RATING 10A U.N.O.	WHITE UNLESS NOTED AS BLACK (BK)	CLIPSAL C2000 SERIES	A
SINGLE POWER OUTLET AUTO DOOR (AD)		SINGLE POWER OUTLET C/W CIRCUIT IDENTIFICATION ON THE FACEPLATE BEHIND THE SURROUND MOUNTED CONCEALED WITHIN THE AUTO DOOR MULLION. RATING 10A U.N.O.	WHITE	CLIPSAL C2000 SERIES	A
DOUBLE POWER OUTLET		DOUBLE POWER OUTLET C/W CIRCUIT IDENTIFICATION ON THE FACEPLATE BEHIND THE SURROUND MOUNT AT 300mm AFFL U.N.O. RATING 10A U.N.O.	WHITE UNLESS NOTED AS BLACK (BK)	CLIPSAL C2000 SERIES	A
WEATHERPROOF POWER OUTLET (WP)		IP54 WEATHERPROOF SINGLE / DOUBLE POWER OUTLET AS NOTED ON DRAWING C/W COVER FLAP OVER SOCKET. MOUNT AT MINIMUM 1100mm AFFL U.N.O. RATING 10A U.N.O.	-	CLIPSAL WSCF227F	B
SPECIAL PURPOSE OUTLET		SPECIAL PURPOSE OUTLET TYPE AS NOTED. MOUNT AT 1350mm AFFL U.N.O. RATING 20A U.N.O. CONNECT TO EQUIPMENT VIA FLEXIBLE CONDUIT.			A
SINGLE-PHASE ISOLATOR		SINGLE-PHASE WEATHERPROOF ISOLATOR. MOUNT AT 1350mm AFFL U.N.O. RATING 20A U.N.O. CONNECT TO EQUIPMENT VIA FLEXIBLE CONDUIT.	-	CLIPSAL WHT20	A



# ELECTRICAL DESIGN GROUP

ELECTRICAL BUILDING SERVICES CONSULTANTS

P.O. Box 15, SHERWOOD Q. 4075

Phone: (07) 3278 4375 Fax: (07) 3716 0222

Web Site: [www.edg.net.au](http://www.edg.net.au) Email: [brisbane@edg.net.au](mailto:brisbane@edg.net.au)

C2969a - BLUE FIN FISHING CLUB, INALA - ALTERATIONS

C2969a-0002(E).xls

## ELECTRICAL EQUIPMENT SCHEDULE

REVISION E - 18 APRIL 2024

THE LIGHT FITTING SUPPLIER CONTACT DETAILS MAY BE AVAILABLE ON THE EDG WEBSITE VIA THE FOLLOWING LINK  
[www.edg.net.au/Links/Lighting.htm](http://www.edg.net.au/Links/Lighting.htm)

TYPE	LAMPS	DESCRIPTION	COLOUR / ACCESSORY	CATALOGUE No	REV
THREE-PHASE ISOLATOR		THREE-PHASE WEATHERPROOF ISOLATOR. MOUNT AT 1350mm AFFL U.N.O. RATING 20A U.N.O. CONNECT TO EQUIPMENT VIA FLEXIBLE CONDUIT.	-	CLIPSAL WHT35	A
DB-T		PROVIDE A NEW DISTRIBUTION BOARD DB-T AS PER THE DB-T SCHEDULE AND NOTES. PROVIDE A NEW SUBMAIN FROM THE NEW MCCB IN THE MSB TO SUPPLY DB-T. REFER TO THE DB-T SCHEDULE FOR DETAILS OF THE SUBMAIN SIZE.			A
DB-K		EXISTING DISTRIBUTION BOARD DB-K. REMOVE ANY CIRCUITS MADE REDUNDANT BY THE WORKS AND UPDATE THE SCHEDULE PRIOR TO PRACTICAL COMPLETION.			A
MSB		MAIN SWITCHBOARD TO BE PROVIDED WITH NEW 160 AMP MCCB THAT MATCHES THE EXISTING BRAND TO SUPPLY DB-T. UPDATE THE MSB LABELLING PRIOR TO PRACTICAL COMPLETION.			A
HEATER LOAD CENTRES		REMOVE THE EXISTING HEATER LOAD CENTRES AND SUPPLY. PROVIDE ALL NEW CIRCUITS FOR THE EXTERNAL HEATERS FROM DB-T.			A
COMMUNICATIONS RACK (CR-A)		EXISTING COMMUNICATIONS RACK. PROVIDE ADDITIONAL PATCH PANELS TO MATCH THE EXISTING AS NECESSARY TO ACCOMMODATE THE ADDITIONAL COMMUNICATIONS OUTLETS. UPDATE THE PATCH PANEL LABELLING PRIOR TO PRACTICAL COMPLETION.			A
COMMUNICATIONS OUTLET		RJ45 CAT-6 COMMUNICATIONS OUTLET, CABLED BACK TO CAT 6 PATCH PANELS IN RACK CR-A VIA 4-PAIR CAT-6 UTP CABLE. MOUNT UP TO 3 RJ45 OUTLETS PER MULTI-GANG FACEPLATE WITH SEPARATE PERMANENT LABELLING FOR EACH OUTLET. MOUNT AT 300 AFFL UNLESS NOTED OTHERWISE	WHITE UNLESS NOTED AS BLACK (BK)	CLIPSAL C2000 SERIES	A
HDMI CABLE (HDM1)		PROVIDE EACH HDMI POINT AS A FACTORY TERMINATED HDMI CABLE LESS THAN 15M IN LENGTH RUNNING BACK TO THE NOMINATED HDMI POINT ADJACENT THE NODI LOCATED IN JOINERY. PROVIDE SLACK IN THE CABLE AT EACH END TO ALLOW CONNECTION TO THE TV AND NODI. PERMANENTLY LABEL EACH OUTLET AND THE CABLES CORRESPONDING END. PROVIDE A WHITE TRADER COBRUSH FACEPLATE AT EACH HDMI POINT TO FACILITATE THE HDMI CABLES ENTERING THE WALL CAVITY.			A
FIRE INDICATOR PANEL (FIP)		EXISTING FIRE INDICATOR PANEL TO BE UPGRADED AS NECESSARY TO ACCOMMODATE THE WORKS.			A
FIRE EVACUATION SPEAKER		RECESSED 5W TWO-TONE 8-INCH CONE ALERT AND EVACUATION SPEAKER TO AS1670.1 C/W 100V MULTI-TAP TRANSFORMER AND FLUSH GRILLE PAINTED OUT TO MATCH THE CEILING. (SM) DENOTES TO BE SURFACE MOUNT. WHITE UNLESS NOTED AS BLACK.			A
SMOKE DETECTOR		SURFACE MOUNTED SMOKE DETECTOR TO AS1670. WHITE UNLESS NOTED AS BLACK.			A